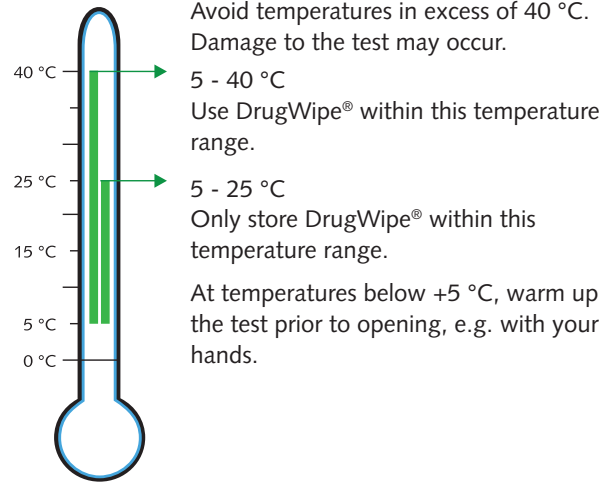


Storage and Use

If using the test in the rain or snow, ensure that DrugWipe® A is protected from moisture.

Dispose of used and expired tests with other non-recyclable waste. Please comply with your local regulations for waste disposal.

Incorrect storage conditions, such as high temperatures, will damage the test.



Quality Control

DrugWipe® A disposable and reusable tests have integrated control lines. The control line indicates that the test is fully functional and that the screening test has been performed correctly.

Please observe any additional quality control regulations that apply in your institution or establishment.

Cross Reactions

We have analysed the substances that cross-react with DrugWipe® A disposable and reusable tests in our laboratory. We can provide you with information about possible cross reactions on request.

For more information for registered users, see: www.securetec.net

Overview of DrugWipe® Product Lines



Saliva



Sweat




Surfaces



Surfaces,
sweat,
saliva

For the detection of cannabis, opiates, cocaine, amphetamines/methamphetamines/ecstasy, methadone, ketamine and benzodiazepines.



DrugWipe® A Instructions for Use

Test for surfaces, sweat and saliva
to detect

- Cannabis
- Opiates
- Cocaine
- Amphetamines/Methamphetamines



Securetec Detektions-Systeme AG · Lilienthalstraße 7 · 85579 Neubiberg · Germany
T +49 89 203080-1651 · F +49 89 203080-1652
info@securetec.net · www.securetec.net
© 2013 Securetec Detektions-Systeme AG · 70055-v07-EN-130322

Intended Use

DrugWipe® A is intended to be used for drug screening by trained professionals (police officers, customs officials, qualified medical personnel, etc.). The test detects the relevant substances in saliva, in sweat (on the skin) and on surfaces, indicating that the test subject has recently consumed or handled controlled substances (forensic application).

DrugWipe® A is for single use only. Depending on the type of test performed, it detects cannabis, opiates, cocaine and amphetamines/methamphetamines (including MDMA/ecstasy). The measurement procedure delivers a preliminary result (screening procedure). Verification of the results is required, in particular if these are positive. Gas chromatography combined with mass spectrometry (GC/MS) is the preferred method with a broad substance spectrum.

Principle Behind the Test

DrugWipe® A is an immunological rapid screening test. The sample collector transfers the sample to the test strips, which contain drug-specific antibodies. If the sample contains drugs, they will bind to the antibodies. The test begins as soon as the test strip is immersed in water. The water helps the drugs that are bound to the antibodies to migrate to the test line. The red test line is evaluated visually.

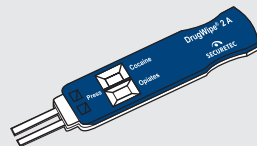
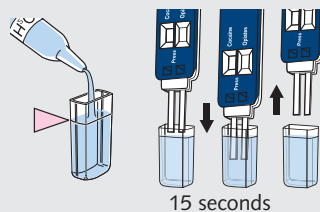
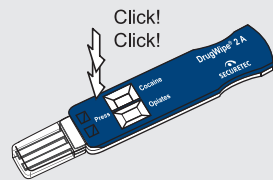
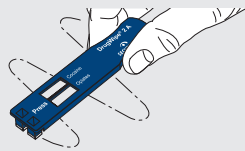
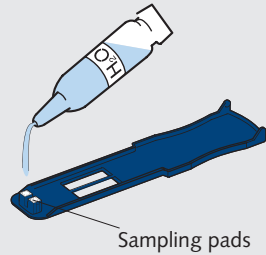
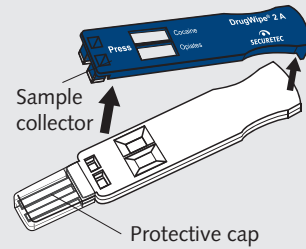
Package Content

- 1 DrugWipe® A drug test
- 1 water ampoule

Read Before Performing the Test

1. Discard the test if the expiration date has been exceeded.
2. Discard the test if the packaging is damaged or contains any moisture, or if a control line already appears red.
3. Do not open the packaging until shortly before you intend to use the test.
4. We recommend that you wear disposable gloves to avoid contact with saliva.

Performing the Test



1. Remove the blue sample collector from the white test cassette. **Do not remove the protective cap. Do not touch the sampling pads.**
2. For skin/sweat/surfaces: Moisten the sampling pads on the sample collector. Shake off any excess water.
For saliva screening: Do not moisten the sampling pads, as saliva is collected with a dry sample collector.
3. Using light pressure, wipe the surface (e.g. tongue, forehead, steering wheel) with the sample collector approx. 5 to 6 times. Only dab the surface if it is very rough.
4. Place the sample collector back on the test cassette. **The sample collector must lock in place with an audible double click.**
5. Remove the protective cap and fill with water up to the marked level. **Immerse the test strip in water for 15 seconds and then remove. Do not immerse the white plastic casing when doing so.**
6. **Leave the test undisturbed on a horizontal surface.** After 8 minutes, read the test result.

Results Interpretation

- In the case of strongly positive samples, a result may be visible after just 3 minutes.
- The test result can be read after 8 minutes.
- The test result is to be interpreted as positive even if the test lines only undergo a slight or incomplete colour change.
- Ensure that you have sufficient lighting when evaluating test results, e.g. by using a torch if necessary.

The read out window shows 1 or 2 drug groups and a control line for each test strip. The following abbreviations are used:

CA cannabis (THC/marijuana/hashish)
AM amphetamines
MET methamphetamines (MDMA/ecstasy)
CO cocaine (crack)
OP opiates (heroin/morphine)
CL control line
TL test line

Negative result = no drugs detected



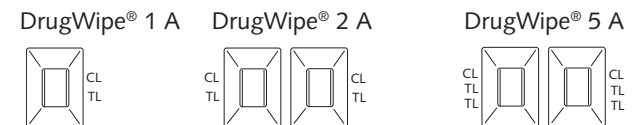
All control lines must turn red in order for the test to be valid. The test is negative for the drugs for which the test line does not turn red.

Positive result = drugs detected



All control lines must turn red in order for the test to be valid. The test is positive for the drugs for which the test line turns red.

Invalid result = repeat the test



The test is invalid if one or more control lines do not turn red. Repeat the screening with a new test.