



### Drug testing solutions

DrugWipe is the leading choice for law enforcement, border control, rehabilitation clinics and prison systems worldwide.

### Road safety and drug driving

Suspicious of drug abuse can be quickly and reliably established at roadside checks.

### Rapid drug test

Easy, quick and hygienic handling. One of the best drug tests in the world with lowest sampling volume and an easy to read colour indicator.

# DrugWipe® S

## Saliva Drug Screener

ACS is the exclusive distributor of DrugWipe in North America



### Alcohol Countermeasure Systems

60 International Boulevard  
Toronto, Ontario M9W 6J2 CANADA

+1 416 619 3500

[acs-corp.com](http://acs-corp.com)  
[drugwipe.ca](http://drugwipe.ca)

ACS, ALCOHOL COUNTERMEASURE SYSTEMS and the "Molly" are trademarks of Alcohol Countermeasure Systems (International) Inc. and are used under license.

DrugWipe and WipeAlyser are a trademark of Securetec Detektions-Systeme AG and used under licence.



20181002

# Reliable, hygienic drug detection in minutes



## Saliva drug test

DrugWipe S is a robust test developed for roadside testing. The test cassette is designed for a safe transport and hygienic handling.

## How does it work?

The test starts as soon as you break the integrated glass and release the liquid. The liquid helps the drug particles that are bound to the antibodies on the test strip migrate to the test line. A sequence of red lines appear on the read out window, depending on the results.

## What drugs do they detect?

	5S	6S 602 G	6S 603 G
Cannabis	x	x	x
Amphetamines	x	x	x
Methamphetamines	x	x	x
Cocaine	x	x	x
Opiates	x	x	x
Ketamine		x	
Benzodiazepines			x

## DrugWipe S advantages

- Test is quick and easy to administer
- Analysis and results in minutes
- Certainty in detection of consumption

DrugWipe S provides accurate results with distinctive red test lines that appear even for slight traces of drugs. High specificity and reliability (over 95%) as confirmed by laboratory studies.

## Quality control

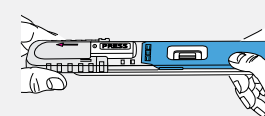
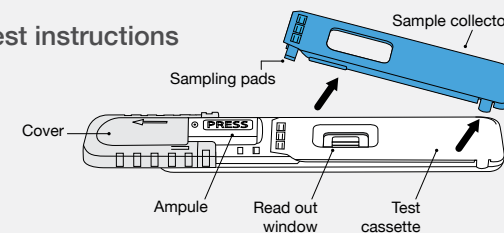
DrugWipe S contains a quality control line (CL) that authenticates functionality, all control lines must turn red after the test to ensure validity.

## WipeAlyser® portable analysis device

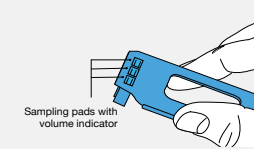


WipeAlyser is easily controlled with the integrated touch display. Entries can be made with either a finger or the supplied stylus. You will be guided through the device operation step by step. Once the prepared test cartridge is inserted into the device, analysis and reliable results are provided in seconds and read electronically.

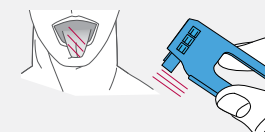
## Test instructions



1 Slide the cover in the direction of the arrow until the word PRESS is entirely visible.

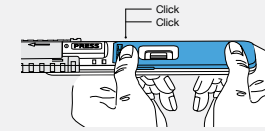


2 **Without touching the sampling pads,** remove the blue sample collector from the white test cassette.

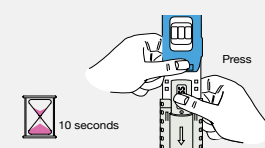


3 Ask the subject to circle the inside of their mouth with their tongue 3 times. Then use the sample collector to wipe saliva from the tongue or the inside of the cheek.

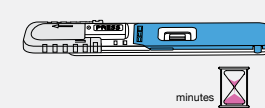
The sampling pads will change from red to yellow, if the sample was successfully collected.



4 Snap the sample collector back onto the test cassette, **a click sound will be audible.**



5 Hold the test cassette vertically, with the ampoule at the bottom (arrow pointing down). With your thumb, press hard on the word PRESS until the ampoule breaks. **Continue to hold for 10 seconds.**



6 Put the test cassette on a leveled surface, leave undisturbed for several minutes, then read the results.